

Twingo Cup Mugello Racing Weekend Gara 1 (25')

Provisional Classification

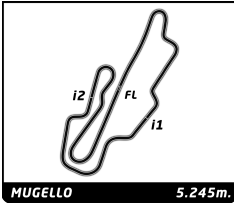
No	Driver	Nat	Team	Car	Cl.	Laps	Total Time	Gap	Kph	Best Lap		
										Lap	Time	Kph
1	1211 Marko BLAZEVSKI	MKD		RENAULT TWINGO 3		10	27:07.314	-	116.0	9	2:40.712	117.5
2	7 Nikola JANCIC	SRB		RENAULT TWINGO 3		10	27:11.911	+4.597	115.7	9	2:39.999	118.0
3	77 Mamo VUOLO	ITA		RENAULT TWINGO 3		10	27:12.673	+5.359	115.7	9	2:39.230	118.6
4	95 Camillo CENTAMORE	ITA		RENAULT TWINGO 3		10	27:13.302	+5.988	115.6	2	2:39.886	118.1
5	88 Mauro ANGELINI	ITA		RENAULT TWINGO 3		10	27:13.556	+6.242	115.6	6	2:41.042	117.2
6	21 Alberto MILANESE	ITA		RENAULT TWINGO 3		10	27:13.706	+6.392	115.6	9	2:40.160	117.9
7	5 Giacomo PEGAZZANO	ITA		RENAULT TWINGO 3		10	27:20.879	+13.565	115.1	6	2:39.837	118.1
8	8 Vuk DERETIC	SRB		RENAULT TWINGO 3		10	27:21.312	+13.998	115.0	10	2:41.132	117.2
9	12 Martin VARGA	HUN		RENAULT TWINGO 3		10	27:21.804	+14.490	115.0	10	2:40.518	117.6
10	11 Michele SUZZI	ITA		RENAULT TWINGO 3		10	27:22.470	+15.156	115.0	8	2:40.999	117.3
11	10 Mihailo MILENKOVIC	SRB		RENAULT TWINGO 3		10	27:38.603	+31.289	113.8	6	2:39.437	118.4
12	55 Anton JUS	SVN		RENAULT TWINGO 3		10	27:41.127	+33.813	113.7	10	2:42.799	116.0
13	13 Massimo INGEGNI	ITA		RENAULT TWINGO 3		10	27:41.215	+33.901	113.7	10	2:41.733	116.7
14	23 Pierluigi DAGHIA	ITA		RENAULT TWINGO 3		10	27:46.366	+39.052	113.3	5	2:43.800	115.3
15	3 Luca TAGLIAFERRI	ITA		RENAULT TWINGO 3		10	27:55.355	+48.041	112.7	7	2:41.118	117.2
16	49 Francesco FASOLINO	ITA		RENAULT TWINGO 3		10	28:03.629	+56.315	112.2	4	2:43.283	115.6
17	73 Bojan SEME	SVN		RENAULT TWINGO 3		10	28:20.795	+1:13.481	111.0	2	2:44.711	114.6
18	14 Martin KRANER	SVN		RENAULT TWINGO 3		10	29:06.327	+1:59.013	108.1	9	2:51.414	110.2

Pole Position:	Nikola JANCIC	2:38.457	119.2 Kph
Fastest Lap:	Lap9 Mamo VUOLO	2:39.230	118.6 Kph

Published at:

Track Status: **DRY**

Direttore di Gara: CANU Antonio Lic. 52925	Il DS Cronometraggio INNOCENTI Chiara Lic. 523246
---	--



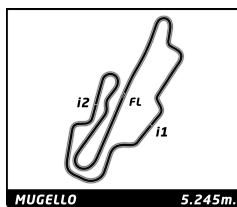
Twingo Cup

Mugello Racing Weekend

Gara 1

Lap Chart

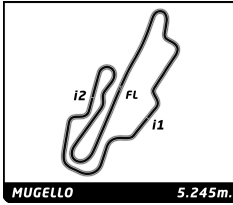
		Lap										
No	Pos	Grid	1	2	3	4	5	6	7	8	9	10
7	1	7	10	10	7	211	211	211	211	211	211	211
10	2	10	211	211	211	7	95	7	88	88	77	7
211	3	211	7	7	77	95	7	88	95	95	88	77
77	4	77	8	77	8	88	88	95	77	77	95	95
8	5	8	77	8	88	21	77	77	7	7	7	88
5	6	5	88	88	95	77	21	21	21	21	21	21
95	7	95	95	95	21	8	8	8	8	5	8	5
73	8	73	21	21	5	5	11	11	5	8	5	8
88	9	88	55	12	12	12	12	5	11	11	12	12
21	10	21	12	55	13	11	5	12	12	12	11	11
12	11	12	13	5	11	13	13	55	55	13	10	10
3	12	3	49	13	55	55	55	13	13	55	55	55
23	13	23	11	11	49	49	49	49	49	49	13	13
55	14	55	5	49	23	23	23	23	23	23	23	23
13	15	13	23	23	3	3	3	10	10	10	3	3
49	16	49	14	3	73	10	10	3	3	3	49	49
11	17	11	3	14	10	73	73	73	73	73	73	73
14	18	14	73	73	14	14	14	14	14	14	14	14



Twingo Cup Mugello Racing Weekend Gara 1

Best Sector Times

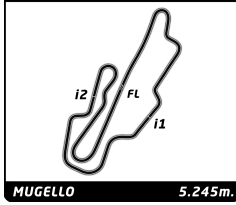
Sector 1		Sector 2		Sector 3		Pos	No Driver	Ideal Lap	Best Lap	
Pos	No Driver	Time	No Driver	Time	No Driver					Time
1	77 M.VUOLO	55.165	10 M.MILENKOVIC	46.443	21 A.MILANESE	56.942	1	77 M.VUOLO	2:39.071	2:39.230 (1)
2	7 N.JANCIC	55.441	5 G.PEGAZZANO	46.521	88 M.ANGELINI	57.108	2	10 M.MILENKOVIC	2:39.317	2:39.437 (2)
3	5 G.PEGAZZANO	55.487	77 M.VUOLO	46.523	10 M.MILENKOVIC	57.162	3	7 N.JANCIC	2:39.331	2:39.999 (5)
4	11 M.SUZZI	55.661	211 M.BLAZEVSKI	46.625	95 C.CENTAMORE	57.209	4	21 A.MILANESE	2:39.422	2:40.160 (6)
5	10 M.MILENKOVIC	55.712	21 A.MILANESE	46.629	7 N.JANCIC	57.231	5	5 G.PEGAZZANO	2:39.540	2:39.837 (3)
6	95 C.CENTAMORE	55.730	7 N.JANCIC	46.659	11 M.SUZZI	57.260	6	88 M.ANGELINI	2:39.689	2:41.042 (10)
7	3 L.TAGLIAFERRI	55.756	88 M.ANGELINI	46.675	77 M.VUOLO	57.383	7	95 C.CENTAMORE	2:39.860	2:39.886 (4)
8	21 A.MILANESE	55.851	95 C.CENTAMORE	46.921	12 M.VARGA	57.425	8	11 M.SUZZI	2:40.134	2:40.999 (9)
9	88 M.ANGELINI	55.906	8 V.DERETIC	46.947	8 V.DERETIC	57.451	9	211 M.BLAZEVSKI	2:40.404	2:40.712 (8)
10	12 M.VARGA	55.945	12 M.VARGA	47.148	5 G.PEGAZZANO	57.532	10	8 V.DERETIC	2:40.436	2:41.132 (12)
11	8 V.DERETIC	56.038	3 L.TAGLIAFERRI	47.206	211 M.BLAZEVSKI	57.659	11	12 M.VARGA	2:40.518	2:40.518 (7)
12	13 M.INGEGNI	56.118	11 M.SUZZI	47.213	13 M.INGEGNI	57.712	12	3 L.TAGLIAFERRI	2:40.811	2:41.118 (11)
13	211 M.BLAZEVSKI	56.120	13 M.INGEGNI	47.903	3 L.TAGLIAFERRI	57.849	13	13 M.INGEGNI	2:41.733	2:41.733 (13)
14	55 A.JUS	56.330	55 A.JUS	47.909	55 A.JUS	58.136	14	55 A.JUS	2:42.375	2:42.799 (14)
15	49 F.FASOLINO	56.594	23 P.DAGHIA	48.183	49 F.FASOLINO	58.186	15	23 P.DAGHIA	2:43.149	2:43.800 (16)
16	23 P.DAGHIA	56.608	49 F.FASOLINO	48.477	23 P.DAGHIA	58.358	16	49 F.FASOLINO	2:43.257	2:43.283 (15)
17	73 B.SEME	57.667	73 B.SEME	48.525	73 B.SEME	58.519	17	73 B.SEME	2:44.711	2:44.711 (17)
18	14 M.KRANER	58.567	14 M.KRANER	51.025	14 M.KRANER	1:00.583	18	14 M.KRANER	2:50.175	2:51.414 (18)



Twingo Cup Mugello Racing Weekend Gara 1

Best Top Speed

No Driver	Team	Class	Top 1		Top 2		Top 3		Top 4		Top 5		
			Kph	Lap	Kph	Lap	Kph	Lap	Kph	Lap	Kph	Lap	Avg
88	Mauro ANGELINI		145.3	3	140.6	4	139.0	5	138.9	2	138.5	6	140,5
7	Nikola JANCIC		143.4	8	141.9	10	138.9	2	136.8	6	135.9	7	139,4
11	Michele SUZZI		142.5	3	141.0	2	140.1	4	136.6	5	134.4	10	138,9
95	Camillo CENTAMORE		142.3	3	141.2	4	138.7	8	138.5	2	135.9	7	139,3
8	Vuk DERETIC		142.1	3	138.5	2	137.6	4	135.2	9	133.9	5	137,5
23	Pierluigi DAGHIA		141.9	3	139.2	4	137.8	2	137.6	6	136.8	5	138,7
13	Massimo INGEGNI		141.6	3	140.6	2	135.1	4	133.7	7	133.6	5	136,9
21	Alberto MILANESE		141.6	4	139.6	2	139.2	10	138.7	8	134.4	7	138,7
77	Mamo VUOLO		141.6	3	139.9	2	138.0	9	136.8	10	136.6	8	138,6
5	Giacomo PEGAZZANO		141.2	2	138.3	5	138.0	4	137.6	3	134.6	10	137,9
49	Francesco FASOLINO		141.0	2	139.2	5	138.7	6	138.7	3	137.3	4	139,0
55	Anton JUS		140.8	4	140.1	5	138.9	6	137.6	2	136.6	9	138,8
12	Martin VARGA		139.9	2	139.7	9	137.8	5	136.4	7	135.6	4	137,9
10	Mihailo MILENKOVIC		137.1	9	135.9	4	134.6	10	134.1	3	133.4	2	135,0
3	Luca TAGLIAFERRI		135.7	7	134.4	8	133.2	2	130.8	3	129.4	4	132,7
211	Marko BLAZEVSKI		134.6	4	133.9	2	132.6	3	130.2	9	129.7	7	132,2
14	Martin KRANER		134.2	2	133.2	4	132.4	3	129.1	5	127.3	9	131,2
73	Bojan SEME		134.2	3	131.3	4	131.0	5	130.4	2	126.6	6	130,7



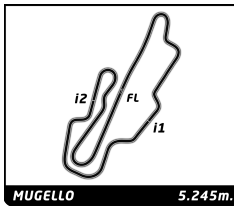
Twingo Cup

Mugello Racing Weekend

Gara 1

Fastest Lap Sequence

Elapsed	No	Driver	Team	Car	Class	Time	Kph	Lap
5:34.577	10	Mihailo MILENKOVIC		RENAULT TWINGO 3		2:42.121	116.5	2
5:34.625	211	Marko BLAZEVSKI		RENAULT TWINGO 3		2:42.116	116.5	2
5:34.808	7	Nikola JANCIC		RENAULT TWINGO 3		2:41.934	116.6	2
5:35.058	77	Mamo VUOLO		RENAULT TWINGO 3		2:40.917	117.3	2
5:35.773	95	Camillo CENTAMORE		RENAULT TWINGO 3		2:39.886	118.1	2
16:36.971	5	Giacomo PEGAZZANO		RENAULT TWINGO 3		2:39.837	118.1	6
16:56.826	10	Mihailo MILENKOVIC		RENAULT TWINGO 3		2:39.437	118.4	6
24:26.658	77	Mamo VUOLO		RENAULT TWINGO 3		2:39.230	118.6	9

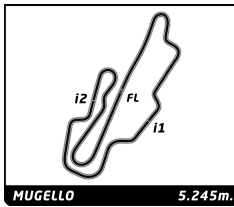


Twingo Cup Mugello Racing Weekend Gara 1

Sector Analysis

— Invalidated Lap ■ Personal Best ■ Session Best B Crossing the pit lane

Lap	Time	Sector 1	Sector 2	Sector 3	T.Sp	Elapsed	Lap	Time	Sector 1	Sector 2	Sector 3	T.Sp	Elapsed
3 Luca TAGLIAFERRI ITA							RENAULT TWINGO 3						
1	3:11.620	1:11.545	1:00.609	59.466	106.3	3:11.620	3	3:16.579	56.960	1:20.417	59.202	134.1	8:51.156
2	2:45.306	57.906	48.258	59.142	133.2	5:56.926	4	2:45.461	57.154	50.194	58.113	135.9	11:36.617
3	2:45.840	57.313	49.108	59.419	130.8	8:42.766	5	2:40.772	55.934	47.067	57.771	132.3	14:17.389
4	2:45.337	57.558	48.419	59.360	129.4	11:28.103	6	2:39.437	55.712	46.443	57.282	133.1	16:56.826
5	2:45.266	57.701	48.370	59.195	129.1	14:13.369	7	2:40.427	55.854	46.958	57.615	131.6	19:37.253
6	2:44.095	57.524	47.895	58.676	128.2	16:57.464	8	2:39.933	55.852	46.919	57.162	132.7	22:17.186
7	2:41.118	55.756	47.513	57.849	135.7	19:38.582	9	2:40.967	55.751	47.232	57.984	137.1	24:58.153
8	2:46.752	55.952	47.206	1:03.594	134.4	22:25.334	10	2:40.450	55.875	46.804	57.771	134.6	27:38.603
9	2:45.597	57.175	48.719	59.703	129.0	25:10.931							
10	2:44.424	57.102	48.093	59.229	128.4	27:55.355							
5 Giacomo PEGAZZANO ITA							RENAULT TWINGO 3						
1	3:03.629	1:12.320	52.791	58.518	97.9	3:03.629							
2	2:43.928	56.775	49.111	58.042	141.2	5:47.557							
3	2:42.458	55.487	48.892	58.079	137.6	8:30.015							
4	2:41.254	56.069	46.998	58.187	138.0	11:11.269							
5	2:45.865	56.730	50.926	58.209	138.3	13:57.134							
6	2:39.837	55.784	46.521	57.532	133.6	16:36.971							
7	2:40.537	56.248	46.668	57.621	132.6	19:17.508							
8	2:41.215	56.767	46.527	57.921	131.0	21:58.723							
9	2:41.572	56.623	46.883	58.066	133.9	24:40.295							
10	2:40.584	56.006	46.914	57.664	134.6	27:20.879							
7 Nikola JANCIC SRB							RENAULT TWINGO 3						
1	2:52.874	1:08.773	46.742	57.359	96.9	2:52.874							
2	2:41.934	56.466	46.919	58.549	138.9	5:34.808							
3	2:42.960	56.354	47.983	58.623	135.4	8:17.768							
4	2:42.181	56.893	47.105	58.183	131.1	10:59.949							
5	2:42.375	56.760	47.830	57.785	134.9	13:42.324							
6	2:40.167	55.441	46.677	58.049	136.8	16:22.491							
7	2:46.506	55.937	52.687	57.882	135.9	19:08.997							
8	2:40.898	56.283	46.755	57.860	143.4	21:49.895							
9	2:39.999	56.109	46.659	57.231	134.1	24:29.894							
10	2:42.017	56.166	47.228	58.623	141.9	27:11.911							
8 Vuk DERETIC SRB							RENAULT TWINGO 3						
1	2:52.899	1:08.358	46.947	57.594	101.5	2:52.899							
2	2:42.342	57.212	47.679	57.451	138.5	5:35.241							
3	2:43.347	57.988	47.471	57.888	142.1	8:18.588							
4	2:52.288	57.752	56.104	58.432	137.6	11:10.876							
5	2:41.737	56.209	47.050	58.478	133.9	13:52.613							
6	2:42.131	56.110	47.611	58.410	132.3	16:34.744							
7	2:42.670	56.224	47.609	58.837	132.3	19:17.414							
8	2:41.470	56.487	47.405	57.578	131.3	21:58.884							
9	2:41.296	56.038	47.041	58.217	135.2	24:40.180							
10	2:41.132	56.657	46.952	57.523	131.1	27:21.312							
10 Mihailo MILENKOVIC SRB							RENAULT TWINGO 3						
1	2:52.456	1:07.638	46.789	58.029	99.5	2:52.456							
2	2:42.121	57.796	46.553	57.772	133.4	5:34.577							
11 Michele SUZZI ITA							RENAULT TWINGO 3						
1	3:02.952	1:13.155	51.850	57.947	108.0	3:02.952							
2	2:45.032	57.396	49.511	58.125	141.0	5:47.984							
3	2:43.881	57.189	48.420	58.272	142.5	8:31.865							
4	2:41.242	55.938	47.463	57.841	140.1	11:13.107							
5	2:41.708	55.661	48.257	57.790	136.6	13:54.815							
6	2:42.116	56.704	47.713	57.699	132.7	16:36.931							
7	2:42.071	56.862	47.425	57.784	130.7	19:19.002							
8	2:40.999	56.273	47.213	57.513	127.6	22:00.001							
9	2:41.365	56.703	47.402	57.260	130.4	24:41.366							
10	2:41.104	56.341	47.307	57.456	134.4	27:22.470							
12 Martin VARGA HUN							RENAULT TWINGO 3						
1	3:01.660	1:12.493	50.671	58.496	103.7	3:01.660							
2	2:43.873	56.496	48.354	59.023	139.9	5:45.533							
3	2:44.828	57.332	48.645	58.851	127.9	8:30.361							
4	2:41.561	56.330	47.380	57.851	135.6	11:11.922							
5	2:43.036	55.954	48.820	58.262	137.8	13:54.958							
6	2:42.628	56.240	47.575	58.813	126.0	16:37.586							
7	2:41.815	56.736	47.225	57.854	136.4	19:19.401							
8	2:41.004	56.326	47.197	57.481	134.2	22:00.405							
9	2:40.881	56.008	47.220	57.653	139.7	24:41.286							
10	2:40.518	55.945	47.148	57.425	133.6	27:21.804							
13 Massimo INGEGNI ITA							RENAULT TWINGO 3						
1	3:02.526	1:12.697	51.248	58.581	104.0	3:02.526							
2	2:45.204	57.564	48.999	58.641	140.6	5:47.730							
3	2:43.877	56.402	48.709	58.766	141.6	8:31.607							
4	2:43.648	56.822	48.247	58.579	135.1	11:15.255							
5	2:44.221	56.858	48.730	58.633	133.6	13:59.476							
6	2:45.154	57.288	49.077	58.789	133.1	16:44.630							
7	2:44.468	56.652	48.738	59.078	133.7	19:29.098							
8	2:45.412	57.226	49.016	59.170	132.6	22:14.510							
9	2:44.972	57.746	48.244	58.982	128.1	24:59.482							
10	2:41.733	56.118	47.903	57.712	133.2	27:41.215							
14 Martin KRANER SVN							RENAULT TWINGO 3						
1	3:07.595	1:14.970	51.895	1:00.730	117.5	3:07.595							
2	2:52.453	58.567	52.806	1:01.080	134.2	6:00.048							
3	2:53.634	1:00.330	52.315	1:00.989	132.4	8:53.682							
4	2:53.630	59.478	52.481	1:01.671	133.2	11:47.312							
5	2:53.585	59.411	52.237	1:01.937	129.1	14:40.897							
6	2:53.182	59.752	51.972	1:01.458	127.3	17:34.079							
7	2:52.842	1:00.292	51.573	1:00.977	126.6	20:26.921							

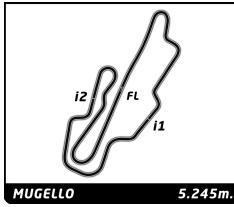


Twingo Cup Mugello Racing Weekend Gara 1

Sector Analysis

— Invalidated Lap ■ Personal Best ■ Session Best B Crossing the pit lane

Lap	Time	Sector 1	Sector 2	Sector 3	T.Sp	Elapsed	Lap	Time	Sector 1	Sector 2	Sector 3	T.Sp	Elapsed	
8	2:51.691	59.482	51.553	1:00.656	126.9	23:18.612								
9	2:51.414	59.599	51.232	1:00.583	127.3	26:10.026								
10	2:56.301	59.137	51.025	1:06.139	127.2	29:06.327								
21	Alberto MILANESE ITA							73	Bojan SEME SVN					
	RENAULT TWINGO 3								RENAULT TWINGO 3					
1	2:56.844	1:11.143	47.810	57.891	104.5	2:56.844	1	3:16.638	1:11.328	1:06.374	58.936	101.9	3:16.638	
2	2:40.613	55.851	47.070	57.692	139.6	5:37.457	2	2:44.711	57.667	48.525	58.519	130.4	6:01.349	
3	2:41.816	56.441	48.176	57.199	129.6	8:19.273	3	2:48.080	57.928	50.469	59.683	134.2	8:49.429	
4	2:43.088	56.953	47.875	58.260	141.6	11:02.361	4	2:48.497	58.619	50.889	58.989	131.3	11:37.926	
5	2:43.582	57.184	49.055	57.343	133.9	13:45.943	5	2:46.761	57.783	49.473	59.505	131.0	14:24.687	
6	2:42.456	57.284	47.172	58.000	133.9	16:28.399	6	2:47.704	58.333	49.472	59.899	126.6	17:12.391	
7	2:40.746	55.980	47.049	57.717	134.4	19:09.145	7	2:47.527	58.264	49.627	59.636	126.0	19:59.918	
8	2:40.788	56.623	46.810	57.355	138.7	21:49.933	8	2:46.224	57.990	48.808	59.426	125.4	22:46.142	
9	2:40.160	56.589	46.629	56.942	132.7	24:30.093	9	2:47.080	58.415	49.185	59.480	125.5	25:33.222	
10	2:43.613	57.124	48.689	57.800	139.2	27:13.706	10	2:47.573	58.159	49.298	1:00.116	125.7	28:20.795	
23	Pierluigi DAGHIA ITA							77	Mamo VUOLO ITA					
	RENAULT TWINGO 3								RENAULT TWINGO 3					
1	3:04.343	1:13.903	51.724	58.716	103.2	3:04.343	1	2:54.141	1:09.180	46.751	58.210	100.9	2:54.141	
2	2:44.836	57.376	48.870	58.590	137.8	5:49.179	2	2:40.917	56.488	46.766	57.663	139.9	5:35.058	
3	2:44.398	57.164	48.183	59.051	141.9	8:33.577	3	2:42.744	55.977	48.509	58.258	141.6	8:17.802	
4	2:43.945	57.336	48.251	58.358	139.2	11:17.522	4	2:45.152	56.627	46.852	1:01.673	132.6	11:02.954	
5	2:43.800	56.608	48.492	58.700	136.8	14:01.322	5	2:42.886	58.340	46.892	57.654	110.5	13:45.840	
6	2:44.321	56.755	48.529	59.037	137.6	16:45.643	6	2:41.550	57.053	46.836	57.661	133.2	16:27.390	
7	2:44.226	57.226	48.440	58.560	135.2	19:29.869	7	2:40.107	55.914	46.689	57.504	134.7	19:07.497	
8	2:45.638	57.712	49.101	58.825	135.4	22:15.507	8	2:39.931	55.545	47.003	57.383	136.6	21:47.428	
9	2:45.860	58.659	48.421	58.780	136.4	25:01.367	9	2:39.230	55.165	46.523	57.542	138.0	24:26.658	
10	2:44.999	57.121	48.756	59.122	133.4	27:46.366	10	2:46.015	55.494	52.948	57.573	136.8	27:12.673	
49	Francesco FASOLINO ITA							88	Mauro ANGELINI ITA					
	RENAULT TWINGO 3								RENAULT TWINGO 3					
1	3:02.826	1:13.415	51.184	58.227	109.4	3:02.826	1	2:54.217	1:09.996	47.113	57.108	104.1	2:54.217	
2	2:45.994	58.054	49.343	58.597	141.0	5:48.820	2	2:41.423	56.995	47.031	57.397	138.9	5:35.640	
3	2:44.285	56.887	48.521	58.877	138.7	8:33.105	3	2:43.134	57.286	48.456	57.392	145.3	8:18.774	
4	2:43.283	56.620	48.477	58.186	137.3	11:16.388	4	2:41.885	57.221	46.675	57.989	140.6	11:00.659	
5	2:44.067	56.594	49.130	58.343	139.2	14:00.455	5	2:41.875	56.677	47.453	57.745	139.0	13:42.534	
6	2:44.356	56.655	49.125	58.576	138.7	16:44.811	6	2:41.042	55.906	47.394	57.742	138.5	16:23.576	
7	2:44.957	57.266	48.904	58.787	124.3	19:29.768	7	2:41.450	56.112	47.494	57.844	134.4	19:05.026	
8	2:45.363	57.208	49.165	58.990	127.0	22:15.131	8	2:42.277	56.841	47.717	57.719	133.6	21:47.303	
9	3:00.563	56.649	48.793	1:15.121	136.1	25:15.694	9	2:41.600	56.581	47.293	57.726	131.1	24:28.903	
10	2:47.935	58.757	49.156	1:00.022	124.8	28:03.629	10	2:44.653	57.958	48.892	57.803	132.3	27:13.556	
55	Anton JUS SVN							95	Camillo CENTAMORE ITA					
	RENAULT TWINGO 3								RENAULT TWINGO 3					
1	3:01.385	1:12.051	50.489	58.845	109.4	3:01.385	1	2:55.887	1:10.551	47.470	57.866	97.2	2:55.887	
2	2:45.975	57.398	49.478	59.099	137.6	5:47.360	2	2:39.886	55.730	46.921	57.235	138.5	5:35.773	
3	2:44.650	57.322	48.759	58.569	134.9	8:32.010	3	2:43.231	57.803	48.219	57.209	142.3	8:19.004	
4	2:43.940	57.074	48.626	58.240	140.8	11:15.950	4	2:41.257	56.233	47.292	57.732	141.2	11:00.261	
5	2:43.977	56.694	49.147	58.136	140.1	13:59.927	5	2:41.783	56.225	47.621	57.937	127.8	13:42.044	
6	2:44.599	56.672	49.144	58.783	138.9	16:44.526	6	2:41.677	56.683	47.373	57.621	123.0	16:23.721	
7	2:44.447	57.198	48.990	58.259	135.4	19:28.973	7	2:41.679	56.339	47.848	57.492	135.9	19:05.400	
8	2:45.955	58.010	49.487	58.458	134.1	22:14.928	8	2:41.937	56.078	47.731	58.128	138.7	21:47.337	
9	2:43.400	56.330	48.660	58.410	136.6	24:58.328	9	2:42.031	56.745	47.628	57.658	129.3	24:29.368	
10	2:42.799	56.573	47.909	58.317	134.6	27:41.127	10	2:43.934	57.259	48.822	57.853	130.0	27:13.302	
							211	Marko BLAZEVSKI MKD						
								RENAULT TWINGO 3						
							1	2:52.509	1:07.942	46.741	57.826	101.1	2:52.509	
							2	2:42.116	57.026	46.904	58.186	133.9	5:34.625	



Twingo Cup

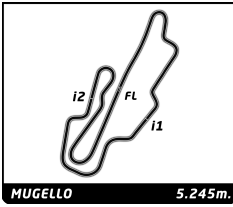
Mugello Racing Weekend

Gara 1

Sector Analysis

_ Invalidated Lap
 ■ Personal Best
 ■ Session Best
 B Crossing the pit lane

Lap	Time	Sector 1	Sector 2	Sector 3	T.Spd	Elapsed	Lap	Time	Sector 1	Sector 2	Sector 3	T.Spd	Elapsed
3	2:43.162	58.399	47.104	57.659	132.6	8:17.787							
4	2:41.468	56.305	46.837	58.326	134.6	10:59.255							
5	2:41.679	56.901	46.755	58.023	129.7	13:40.934							
6	2:40.938	56.332	46.625	57.981	129.6	16:21.872							
7	2:41.736	56.415	47.243	58.078	129.7	19:03.608							
8	2:41.131	56.367	46.750	58.014	129.0	21:44.739							
9	2:40.712	56.120	46.664	57.928	130.2	24:25.451							
10	2:41.863	56.361	46.709	58.793	129.1	27:07.314							


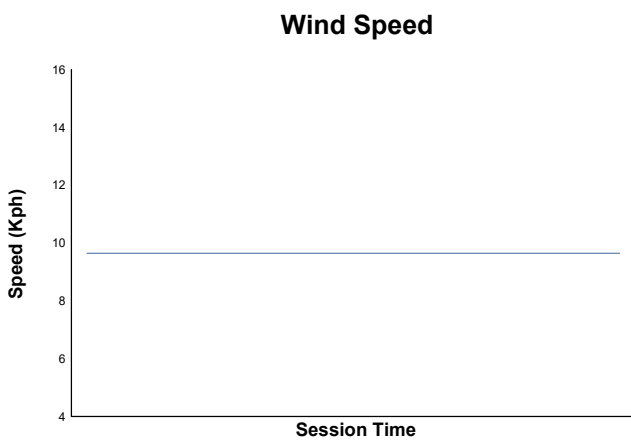
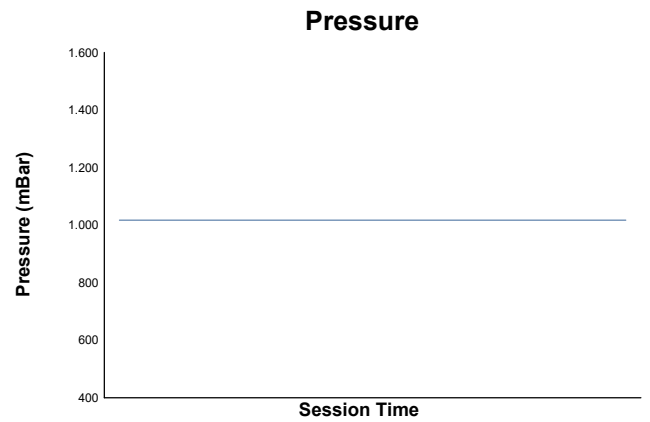
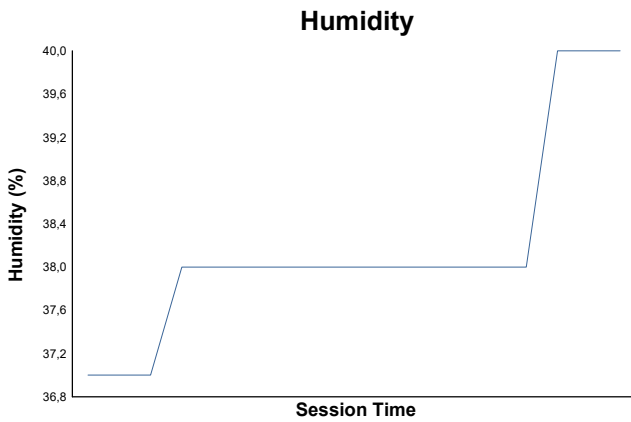
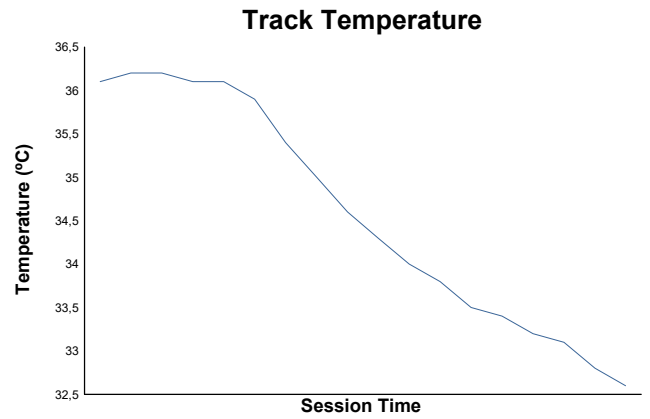
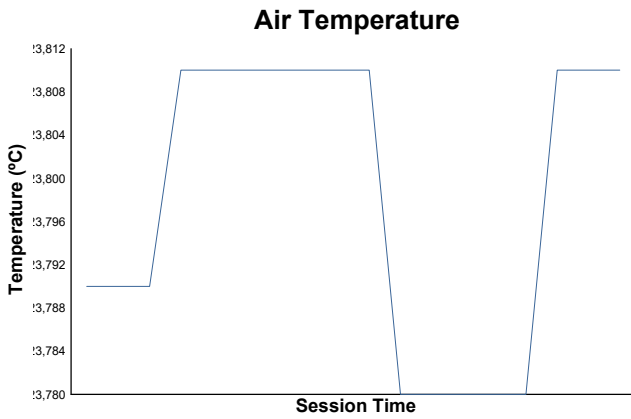


Mugello Racing Weekend

Twingo Cup

Gara 1

Weather Report



Track Status: **DRY**